TranAX® 4
Data Acquisition Software

Configuration
Measurement
Analysis
Reporting

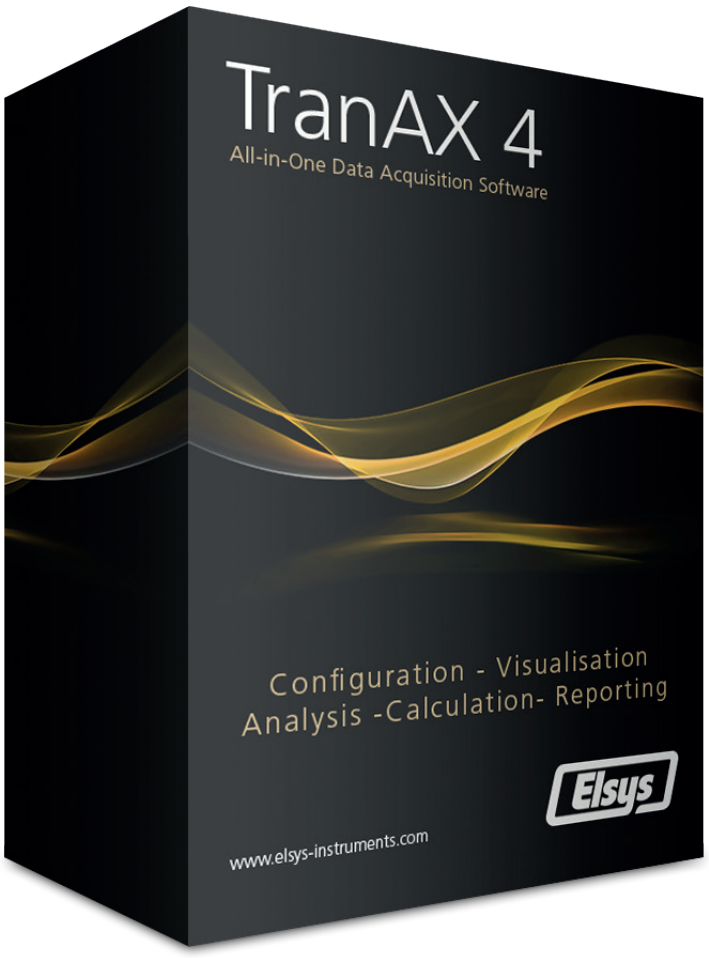

Elsys

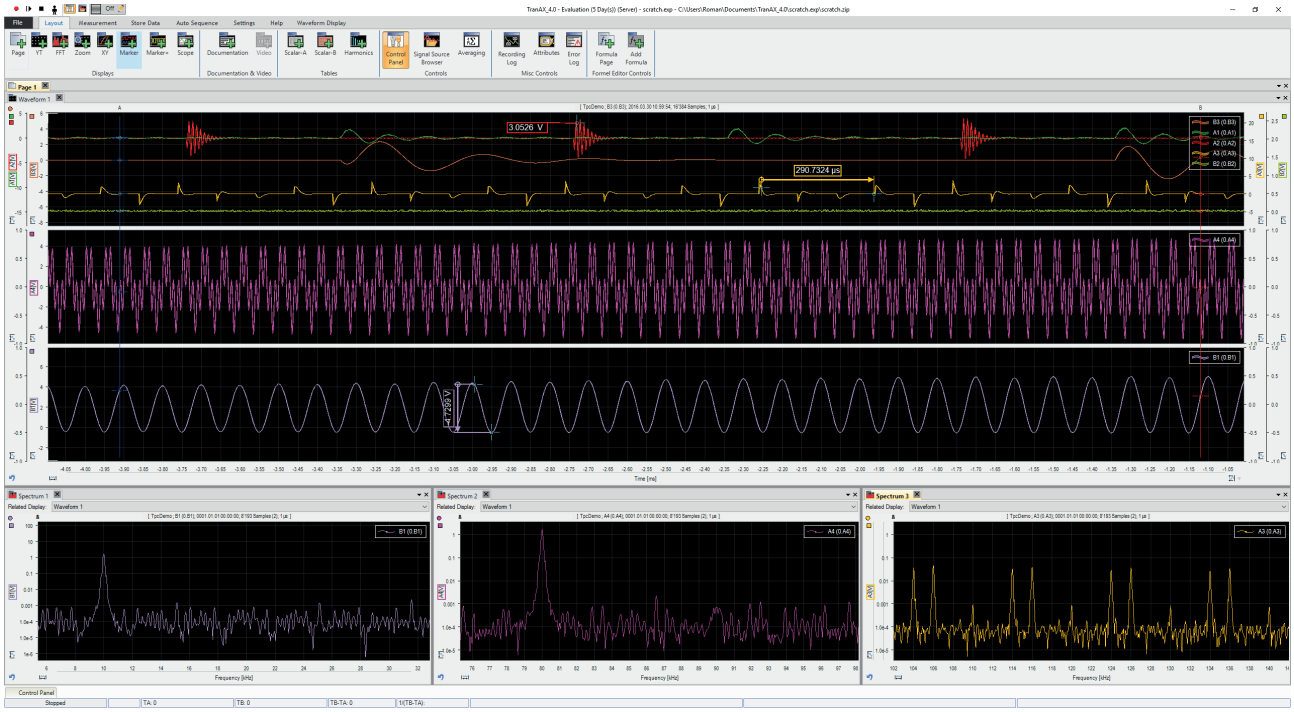

Data Acquisition Solution

TranAX 4 is the Data Acquisition Software which transfers your data acquisition hardware into a **Data Acquisition Solution**. No need for heavy software package installation, only a few clicks are needed and the data acquisition software TranAX is installed and ready for measuring.

Post-Processing

Do you need your measurement data at a later date for post analysis? No problem with TranAX. Use the same software for the measurement and the analysis. Complex analysis and post processing of the data can be done in the powerful Formula Editor which is fully included in TranAX. More than 60 documented predefined functions for application specific calculations are already integrated and ready for use. Calculated measurement curves can be visualized directly in the Waveform displays.

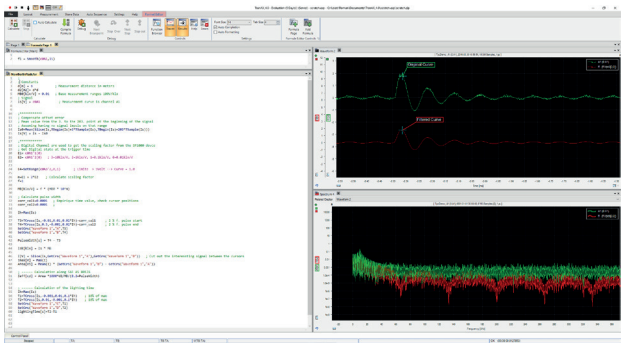

Serial Acquisition and Processing

Auto sequences works like Macros, usable for performing automated serial measurements and analysis. Never again lose measurement due to auto-save and automated file name generation.

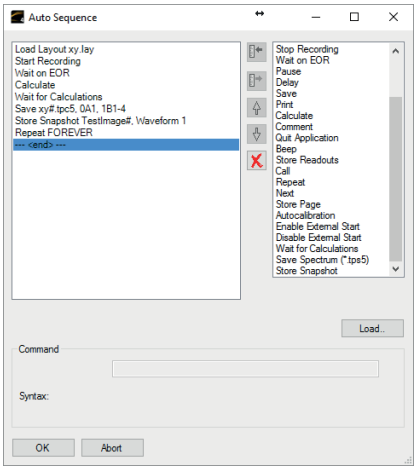

Measurement Reports

Generating meaningful measurement reports can be time consuming. With the Documentation Page in TranAX 4 generating a report is done in just a few clicks. Use the known elements like the Waveform Display or Scalar Table and arrange them freely on a work sheet.

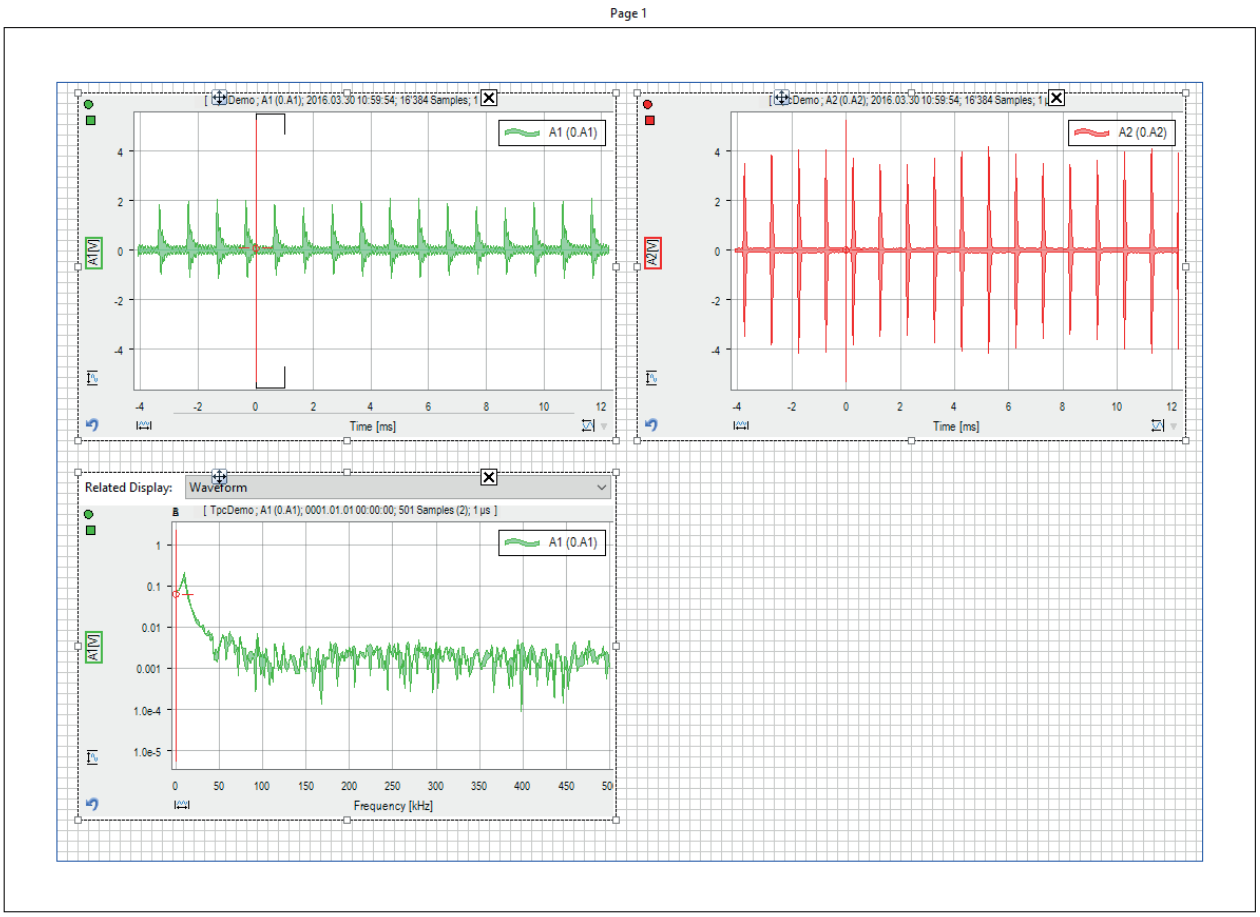

Settings Storage

Store all your measurement hardware settings and visualization settings for having identical setups at each measurement task.

Video Synchronization

Import your video recordings in TranAX and play them synchronous with the measurement curves. This adds much significance to your measurements. TranAX can import almost all popular video formats.

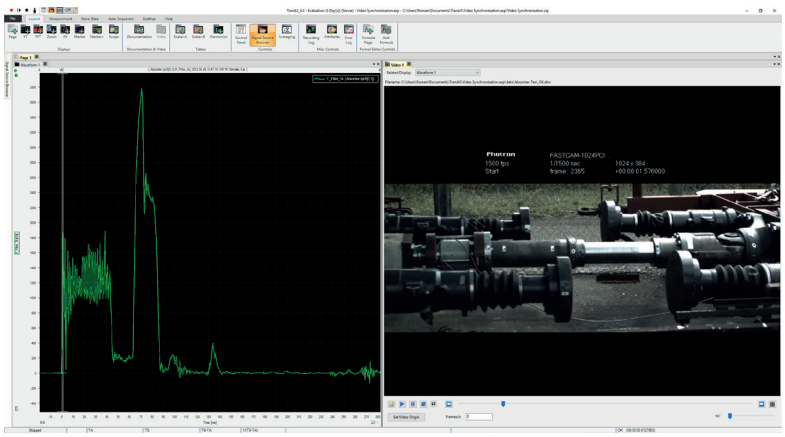

Big-Data

Are you performing long measurements at high sampling rates? In this case large amounts of data are produced in a short time. For having a fluid visualization the measurement data are already compressed in the measurement card without losing any information. With this technology, the full measurement can be shown from one curve while zooming in a small detail on another curve without performance losses.

Licensing and Software Versions

TranAX is available as free light version (LE) and as Full version. After installing TranAX, a 30-Day Trial period is running which allows using the software with all its features as available in the full version. After the trial period, the software can be used either as LE-Version with some restrictions or a valid software license key is needed for activate all features for ever.

The following table shows the difference between TranAX LE and TranAX Full Version:

Feature	TranAX LE	TranAX Full
Supported Hardware	TPCX, TPCE, TPCE-LE, TPCE-I, TraNET	TPCX, TPCE, TPCE-LE, TPCE-I, TraNET
FFT Calculation	×	✓
Documentation Page	×	✓
XY Waveforms	×	✓
Auto Sequences	×	✓
Video Synchronization	×	✓
Number of YT-Waveforms	1	unlimited
Number of Cursors	2	unlimited
Averaging	×	✓
Harmonic Analysis Table	×	✓
Horizontal Cursors	×	✓
Axis Description	predefined	customer specific
Number of Y-axis	1 per side	unlimited
Number of Areas per Waveform	4	unlimited
Number of Zoom Waveforms	1	unlimited
Number of Scope Waveforms	1	unlimited
Scalar Functions:		
Periodic Functions	limited	✓
Power Analysis Functions	limited	✓
Scalar Result Marks on the Curves	×	✓
Recording Logs	×	✓
Snapshot	only bitmap export	bitmap and vector export
Formula Editor:		
Programming (if, else, ...)	×	✓
Arrays	×	✓
Filter	limited	✓
Autos Sequences	×	✓
Spectrum Functions	×	✓
Trigonometric Functions	×	✓
Debugger	×	✓
License	no license needed	One Time Online Activation License needed
Available Options	none	ActiveX/COM Interface Report Generator File Import

File Formats

TranAX is saving trace date, spectral data and tab-pages in the HDF5 file format. The HDF5 file format was developed at the University of Illinois. The HDF5 specification and the libraries source code is free available under http://www.hdfgroup.org/HDF5/index.html .

HDF5 provides a large flexibility how measurement data can be organized inside the file. This organization is product and vendor specific. Elsys delivers several examples and tools to import and re-use HDF5 file in Excel, Matlab, Python or Mathematica.

In addition, TranAX can export measurement data in the format ASCII, Krenz, Segy, DIAdem, TransAS 2, and audio wav. Additional format are available on request.

Optional Feature Packages

ActiveX/COM- Interface

Microsoft created an Interface called COM (Component Object Model), which gives applications and components the possibility to communicate with each other. This feature can be used for remote control TranAX with other applications (e.g. BallAX, Excel, Visual Basic).

Report Generator

The option „Report Generator“ allows to access (read or write) Excel documents and manipulate fields directly out of the Formula Editor.

File Import Option

Allows to import the following file format:

- *.TPC (from TransAS 2)
- *.ASD (ASCII from TransAS 2)
- *.MP3, *.WAV (Audio-Files)
- *.SGY (Segy, geological data format)

Elsys AG

Elsys AG
Mellingerstrasse 12
CH-5443 Niederrohrdorf
Switzerland

Telefon: +41 56 496 01 55
Email: info@elsys.ch
www.elsys-instruments.com